



USING A SIMULATOR FOR RADIOGRAPHIC NDE TRAINING MEANS...

- No need for radioprotection
- Train even when the real source is on site
- Perform several shots in parallel for several trainees simultaneously
- See the invisible, understand, learn with integrated tools designed for teaching





FIND ALL THE TOOLS OF YOUR TRADE IN TRAINDE RT :

- X-ray and gamma sources
- Common films and shooting techniques
- IQIs and markings

UNPRECEDENTED REALISM, FROM PROCEDURE TO RESULTS

- Display the image of the shot from a database of thousands of simulated images
- Analyze the shot with integrated tools (optical density, dynamic of the image, ruler...)



TECHNICAL DESCRIPTION

TraiNDE RT is an innovative simulator allowing you to train on radiography controls (X-ray and Gamma) in a new light through virtual reality, or simply on a computer.

TraiNDE RT is delivered with a set of exercises representative of RT training sessions, allowing for a significant increase in the number of shots per trainee, avoiding the risks of irradiation and offering new educational features.

RT TECHNIQUES & INSPECTED SPECIMENS

- **Welds** with perpendicular, ellipse, contact, panoramic techniques
- **Cast** parts
- Step wedges
- Specimens in **steel, aluminum, titanium, and copper**
- Flaws such as cracks, lack of fusion or penetration, porosity, inclusions...

RADIATION CHOICE

Regarding the part to be inspected, the user will be able to choose to shoot from an X-ray or from a gamma source:

- X-ray source: **charts** are provided to determine the intensity and / or exposure time depending on the material and thickness of the component.
- Gamma source: the current version proposes Ir192 source. Based on a **general formula of the exposure time** for such isotope, **the trainee will calculate the exposure time** requested to ensure a correct shoot with acceptable film darkening.

FILM

TraiNDE RT offers 3 types of films with different system classes (C2, C3 and C4 classes according to NF EN ISO 11699-1).

ESSENTIAL ELEMENTS

For every exercise and before the shot, the user will have to prepare the component by choosing the relevant **IQI** and **markers**.

TraiNDE RT includes all the wires IQI from the NF EN ISO 19232-1 and ASTM E 747 standards, and hole type penetrameters from the ASTM E 1025 standards.

EXERCISE APPROACH AND LEARNING FUNCTIONALITIES

Each exercise is built to include all the preparation phases: choice of IQI, and choice, positioning and orientation of the source.

Depending on the parameters, TraiNDE RT will draw the picture corresponding to the shot from a databank of several thousand simulated images.

Each trainer can create their own customizable sessions and focus on the needs of the trainees (source restriction to X-ray or gamma only, display of the emission cone, choice of exercises, choice of language, IQI, unit (metric or imperial), etc.).

An optical density value in each point is available to ensure the correct darkening of the film.

In "training" mode, an error report is available, listing any potential mistake (incorrect IQI, geometric blur calculation, incorrect source parameters, etc.).

An examination report is also available. This feature allows the trainee to complete their report, specifying whether the film is interpretable and what defects are present. This report is automatically sent to the trainer when TraiNDE RT is used in a remote mode.

Live demo and presentation available on www.youtube.com/extendechannel



EXTENDE

EXTENDE
14 Avenue Carnot
91300 Massy, France

trainde.extende.com
trainde@extende.com

EXTENDE Inc.
PO Box 41114
Norfolk, VA 23541, U.S.A.